



INSTRUCTIONS

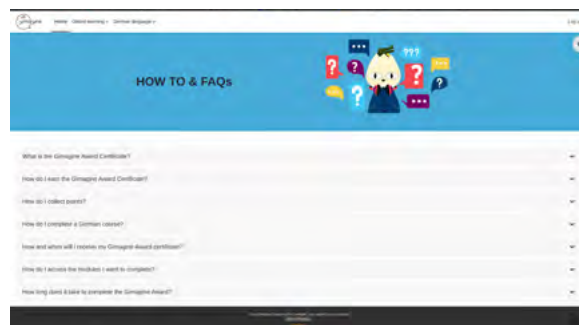
How to use the GIMAGINE AWARD PLATFORM for a German Club?

1. Access the website and login with your details

Go to: www.gimagine.uk

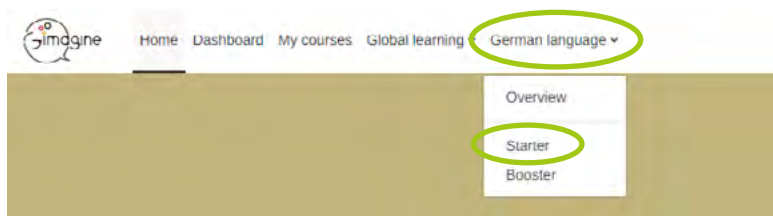
2. How to find general information on how to use the platform?

Scroll to the bottom of the page on the on the platform's landing page, where you will find **How to & FAQs**

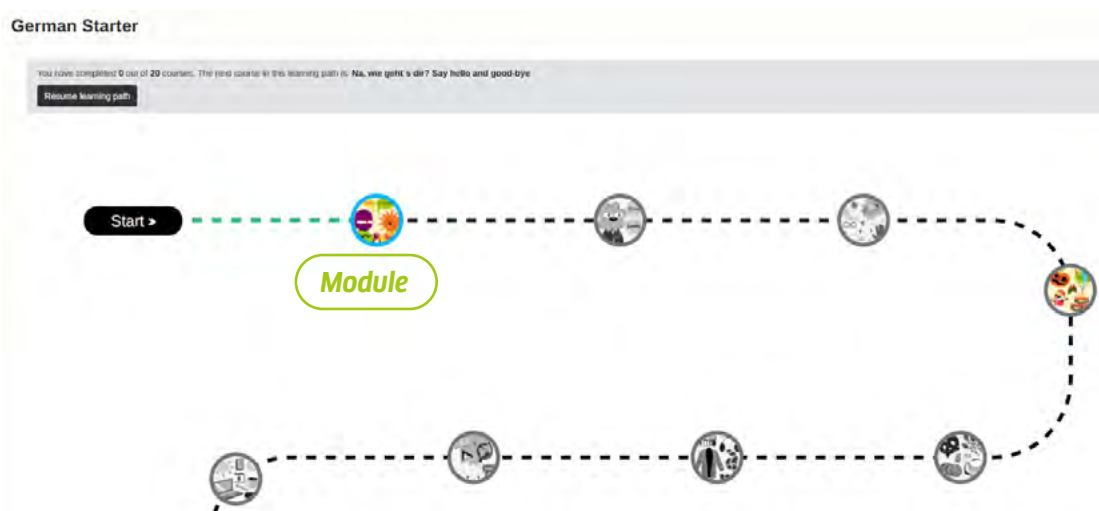


3. How to find the right materials on the platform?

You can find the German starter course by clicking on **German language**, then on **Starter**



In your lesson plans, we refer to the chapters, portrayed by small bubbles on the learning path, as **modules**:





When clicking on a module, you can access it by clicking on **Start course**.



Können wir vielleicht Englisch sprechen? Languages and spelling

Start course

« Previous Next »
Na, wie geht's dir? Say hello and good-bye Ich bin Skorpion, und du? Tell us more about yourself

You can find the steps ("Start", "Step 1", "Step 2", etc.) on the landing page of each module or on the left side of your screen:

Step START

Step 3

The screenshot shows the GIMAGINE course interface. On the left is a sidebar menu with a tree view of course modules. The main content area on the right displays a series of colored cards representing different steps in the course. The top card is yellow and titled 'Na, wie geht's dir? Say hello and good-bye'. Below it are four more cards: a green card for 'So sagt man "hallo!" Step 1', a yellow card for 'Ich heiße ... Step 2', a grey card for 'Na, wie geht's dir? Step 3', and a red card for 'Vielen Dank! Step 4'. Each card has a small circular icon in the top right corner. The sidebar menu on the left is organized into sections: 'Start', 'Typisch Deutsch?', 'Deutschlandquiz', 'Was ist Deutsch?', 'Ähnliche Wörter', 'So sagt man "hallo!"', 'Orte und Begrüßungen', 'Frankfurt liegt im Westen', 'Begrüßung in Dialekten', 'Moin Moin', 'Ich heiße ...', 'Ich heiße Alex', 'Wie heißt du?', 'Ich komme aus Köln', 'Konjugation der Verben', 'Was sagt dir dein Hund?', 'Na, wie geht's dir?', 'Es geht, dankt!', 'Kurze Dialekte', 'Vielen Dank!', 'Danke sagen', '1000 Dank!', 'Dialekte mit "danke"', 'Auf Wiedersehen!', 'Das sage ich zum Abschied', 'Verabschieden zum Abschied', 'Abschiedsklänge', 'Spotlight', 'Wichtige Sätze: Begrüßung', 'Phonetik: Deutsche Marken', 'Das kann ich', and 'Mein Lernschritt'.



The “stages” can be found by clicking on the small arrow on the left side of each step or on the left side of your screen:

The screenshot shows the GImagine website interface. On the left is a navigation menu with a search icon and a list of course items. A green callout box labeled "Click here" points to the search icon. Another green callout box labeled "Stage 3" points to the "Na, wie geht's dir?" item in the menu. The main content area is split into two parts. The top part is a yellow banner with a black box containing the text "Na, wie geht's dir? Say hello and good-bye". A green callout box labeled "Or click here" points to the "Na, wie geht's dir?" item in the menu. The bottom part is a dark grey panel with a "Start" button and a list of course items. A green callout box labeled "Stage 3" points to the "Was ist Deutsch?" item in the list. Below this is a green bar with a "So sagt man 'hallo'" button and a "Step 1" indicator. A green callout box labeled "Stage 3" points to the "Was ist Deutsch?" item in the list.